



EU4Youth



ОБЩЕСТВЕННАЯ ОРГАНИЗАЦИЯ  
«БЕЛОРУССКИЙ ЗЕЛЁНЫЙ КРЕСТ»



National Environmental Center



GREEN CROSS UKRAÏNA




fondazione  
Giovanni Paolo II



# SCHOOL GARDEN

BASICS  
OF TOURIST GUIDING  
IN PICTURES





**Authors of the guide:** Liudmila Fakeyeva, Anna Vygonnaya.  
**Illustrator:** Svetlana Ryzhikova.


*The guide is a part of the programme “Agritourism”. It is designed for preparing and conducting elective courses for pupils as well as career guidance. It is suggested for teachers, heads of interest groups, high school pupils and all interested with the subject. The guide has been prepared within the International Technical Assistance Project “EU4Youth: School Garden for the Development of Agricultural Entrepreneurship” financed by the European Union and co-financed by the Green Cross International. The Non-governmental Organization “Green Cross Belarus” takes responsibility for the content of this publication. The publication can in no way be taken to reflect the views of the European Union and the Green Cross International.*

NGO “Green Cross Belarus”, postal code 220026, Belarus,  
Minsk, 95 Partizansky av., office 10  
gcb@greencross.by  
www.greencross.by

© A. Vygonnaya  
© L. Fakeyeva  
© S. Ryzhikova  
© Green Cross Belarus NGO

# SCHOOL GARDEN

## BASICS OF TOURIST GUIDING IN PICTURES



TRANSLATED FROM RUSSIAN

# Guiding Tour



## EXCURSION OR GUIDED TOUR

IS ONE OF THE MOST FASCINATING WAYS TO OBTAIN AND TRANSFER THE KNOWLEDGE!

THERE ARE THREE BASIC ELEMENTS OF AN EXCURSION:

TOURISTS

OBJECTS OF DEMONSTRATION

A GUIDE



# Guiding Tour

WITHOUT TOURISTS,  
IT MIGHT BE AN EXPEDITION

WITHOUT  
AN OBJECT,  
IT IS RATHER  
LECTURE THAN  
AN EXCURSION



WITHOUT A GUIDE,  
IT COULD BE KIND OF A STROLL

# Guiding Tour

EMOTIONAL AND INTELLECTUAL  
OBJECT-TOURIST INTERACTION APPEARS  
THROUGH THE GUIDING



# Guiding Tour

DEVELOPING A GUIDING TOUR  
IS HARD WORK OF A CREATIVE GROUP

LOCAL  
HISTORY EXPERT

GEOGRAPHER

BIOLOGIST

LITERARY SCHOLAR

TOUR  
GUIDING  
METHODO-  
LOGIST



# Guiding Tour

**MATERIALS** FOR  
EXCURSIONS CAN BE  
COLLECTED FROM  
ENCYCLOPEDIAS,  
ARCHIVES, MUSEUMS,  
FILMS, CONVERSATIONS  
WITH PARTICIPANTS  
AND EYEWITNESSES  
OF EVENTS

**LOCAL MYTHS** LIVEN UP  
EXCURSIONS!

**IT'S IMPORTANT**  
TO HIGHLIGHT THAT  
THIS IS A MYTH.  
DO NOT...



# Guiding Tour

IT'S NECESSARY TO AGREE  
ON THE **CONTENT AND TIME**  
OF THE CONVERSATION  
WITH THE LOCAL RESIDENT  
IN ADVANCE




**PARTICIPATION OF A LOCAL RESIDENT**  
WHO WOULD TELL OWN STORY RELATED  
TO THE TOPIC COULD BRIGHTEN UP THE TOUR





# Guiding Tour

AN ORDER OF OBJECTS  
AND ITS RELATION TO THE MAIN  
TOPIC ARE INITIAL FOR  
THE ROUTE DEVELOPMENT



IT IS CRUCIAL TO SELECT  
OBJECTS RELATED  
TO THE EXCURSION'S TOPIC  
BUT NOT JUST ALL THAT IS  
SIGNIFICANT

LOGIC TRANSITIONS  
BETWEEN THE OBJECTS  
AND SUBTHEMES ARE  
NO LESS IMPORTANT THAN  
THE CONTENT OF THE TOUR.  
IT SHOULD BE MULLED OVER  
BEFOREHAND AND INCLUDED  
IN THE EXCURSION'S TEXT !

# Guiding Tour

## "SCHOOL GARDEN"

---



IT IS IMPORTANT TO KEEP TRACK OF MAIN TOPIC DEVELOPMENT, **WHAT IS THE REASON** TO SHOW PARTICULAR OBJECTS TO TOURISTS



IT'S BETTER TO FINISH THE ROUTE WITH THE **BRIGHTEST AND MOST INTERESTING** OBJECTS




# Guiding Tour

THE GUIDE'S PORTFOLIO  
CONTAINS MATERIALS  
THAT HELP REVEAL  
THE TOPIC OF THE TOUR



THE GUIDE'S PORTFOLIO SHOULD CONTAIN  
PHOTOS OF THE OBJECTS THAT ARE LOST  
OR HAVE BEEN DESTROYED (DAMAGED,  
SIGNIFICANTLY CHANGED) BUT ARE IMPORTANT  
FOR COVERING THE EXCURSION'S TOPIC



DO NOT OVERLOAD  
THE PORTFOLIO  
AS THE REAL OBJECTS  
ARE THE MAIN THING



# Guiding Tour

AFTER THE PREPARATORY WORK, WE HAVE TO WRITE A TEXT FOR THE EXCURSION AND ELABORATE A ROUTE

IT'S NECESSARY TO FOLLOW THE ROUTE BEFOREHAND IN ORDER TO DEFINE THE TIME FOR OBSERVING THE OBJECTS AND OBJECT-TO-OBJECT TRANSITIONING, TO CHOOSE POINTS OF DEMONSTRATIONS, AND TO DEFINE LOCATIONS FOR TRANSPORT STOPS

10 MINUTES




6 MINUTES



18 MINUTES



35 MINUTES



# Guiding Tour

IN THE EXCURSION, THE DEMONSTRATION  
LEADS THE STORY!  
IT'S NECESSARY TO CHOOSE  
A DEMONSTRATION POINT CORRECTLY



THE GUIDE STANDS  
HALF-TURNED TO THE GROUP  
SO AS NOT TO OBSCURE THE VIEW

THE GROUP STANDS IN A SEMICIRCLE AT A DISTANCE  
OF 1.5-2 M FROM THE GUIDE. IT IS IMPORTANT  
TO KEEP EYE CONTACT WITH THE GROUP!

# Guiding Tour



IN ADDITION TO VISION AND HEARING,  
IT IS IMPORTANT TO INVOLVE OTHER SENSES.  
FOR EXAMPLE, YOU MAY OFFER THE TOURISTS  
TO TRY LOCAL PRODUCTS...

# Guiding Tour



...FEEL THE COOLNESS OF THE SPRING WATER ON A HOT DAY, ENJOY THE SCENT OF MEADOW GRASS DESCRIBED IN THE WORK WHICH YOUR LITERARY EXCURSION IS DEDICATED TO

"SWEET MEDICINAL SMELL WAFTEF FROM THE SWAMP..."  
FROM "THE TAVERN ON THE BRAGINKA" BY K. PAUSTOVSKY



# Guiding Tour

...HUG A CENTURY-OLD TREE,  
PLANT SEEDLINGS OR HARVEST...





# Guiding Tour



...AND EVEN **PET** THE ANIMALS!

DO NOT FORGET ABOUT  
SAFETY PRECAUTIONS!



*Responsible for the publication:  
Lyudmila Skakun.*

**MOREOVER, YOU MAY INCLUDE GAME  
ELEMENTS IN YOUR GUIDED TOUR,  
E.G. "THE ADVENTURES OF PLANTS"**





# School garden



Funded under the EY4Youth  
Programme of the European Union